


NO STRINGS: DAVID CHATT COLLECTING AND RECORDING

David Chatt has several pieces in the No Strings exhibition, these are his words about one of the pieces called The Crow's Collection:

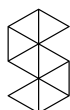
'This collection is inspired by the memory of a pet crow that shared the affection of my family when I was a child. I recently read about a young girl who had similarly befriended the crows where she lived. She set up feeding stations and began to notice gifts were being left in the feeders for her to find. She saved these items and they became the collection that inspired mine.'



Click the image to find out more and take the virtual tour of the exhibition.



David Chatt, *The Crow's Collection*



**SUNDERLAND
CULTURE**



**University of
Sunderland**




**National
Glass
Centre**

NO STRINGS: DAVID CHATT COLLECTING AND RECORDING

For this work David collected the pieces, imagining what a crow might collect. He then created this complex beaded frame which securely holds each piece in its own unique beaded housing.



Displaying these in this way makes everyday things that have been discarded seem more precious. Here's a picture of him making the artwork.



Collecting Nature

We may not be able to thread beads as well as David can, but we can collect things and learn about them. We would like you to collect or record flowers and plants that catch your eye. It may be over a few days if you go out for a walk, or in your own garden or yard.

Make a grid on a piece of paper by folding it into sections. Each section is for you to draw a different type of flower, plant, tree or seed that you come across. For example, draw the leaf of a tree, rather than the whole tree. This way it will be easier to identify and it will fit in the section! Label it if you know its name, and if you don't you can find out by asking others or looking it up online.



When you have finished, send it to someone you care about, like a crow chose to leave the gifts for the girl. Not only will they love receiving the gift, but they may also learn because of your drawings!

NO STRINGS: DAVID CHATT COLLECTING AND RECORDING

Where are We?

The objects found by David, the crow in the story, and the ones you collected, have all been gathered from a range of different places. David displays his finds in a grid formation. Using a grid can be a way to create a map – follow these steps to draw a map of where you live. First you need to find out which way is North – do you know already?

Label the points on this compass

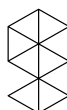
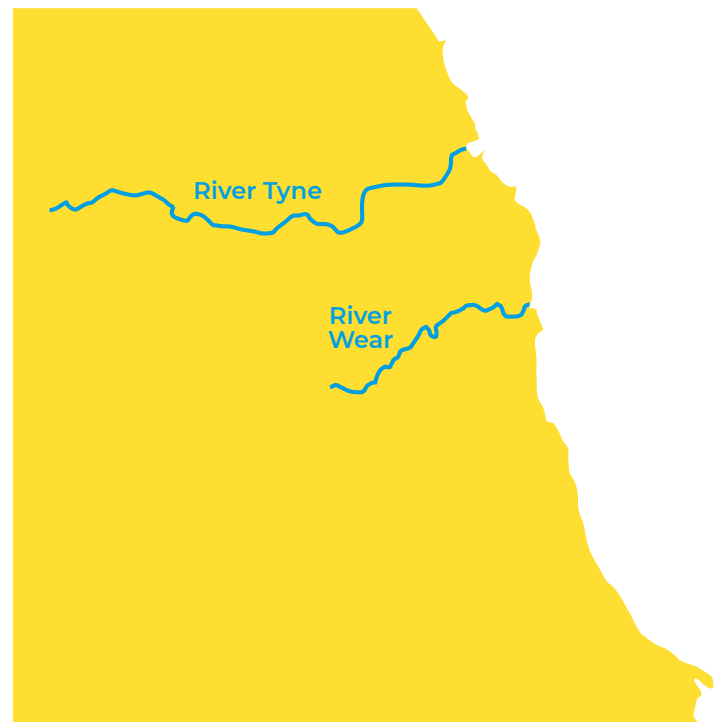
East, North, South, and West



Put an **x** where Sunderland is on this map of the UK



Put an **x** where Sunderland is on this map of the North East coastline



SUNDERLAND
CULTURE




University of
Sunderland

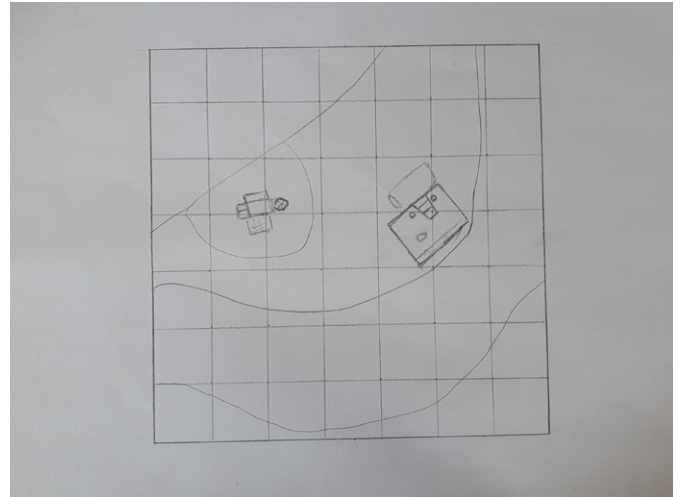


National
Glass
Centre

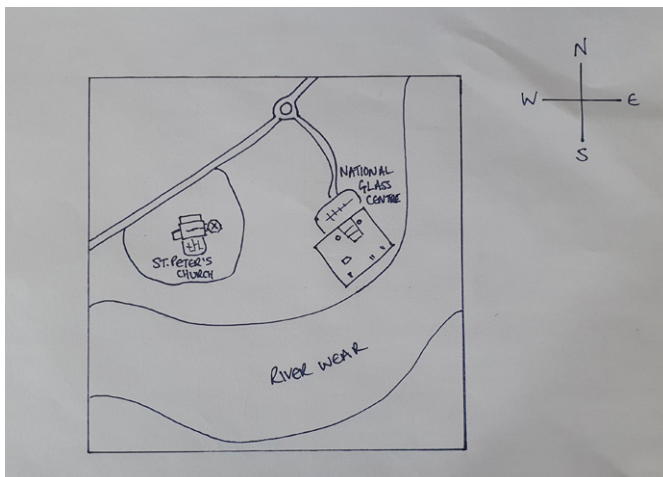
NO STRINGS: DAVID CHATT COLLECTING AND RECORDING



To draw your map you will need to draw a grid. We marked out 2cm squares on blank paper in pencil; do this lightly as it'll be rubbed out later.



Then we looked at a map to find out exactly where the main features of our map should be. Buildings look a lot different from above... would you have thought National Glass Centre looked like that from the air?




Then we went over the features of the map in pen and rubbed out the pencil lines. We added labels and a compass too!

One of a Kind

David uses only one colour of bead in his work. How many things can you count in your house that are white? Make it a competition with your family – who finds the most? If that was too easy, try something more difficult, like orange.

How many different paper textures can you make from paper? Here are a few ideas. Collect them up and stick them on a larger sheet to make a one-colour textural artwork. They make wonderful shadows too!

Here are a few we did to give you some ideas.




NO STRINGS: DAVID CHATT COLLECTING AND RECORDING

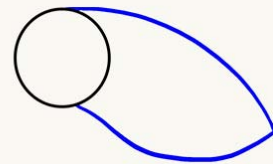
Brilliant Birds

Birds are very intelligent creatures. Learn to draw a bird by following these steps. Practice your skills by drawing different species.

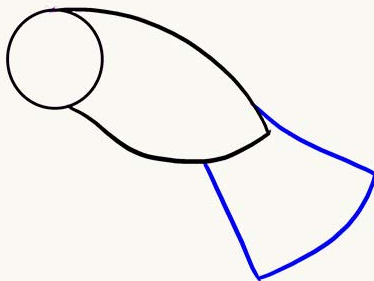
Tip: Sketch lightly with pencil before going over the final lines more heavily or with pen.



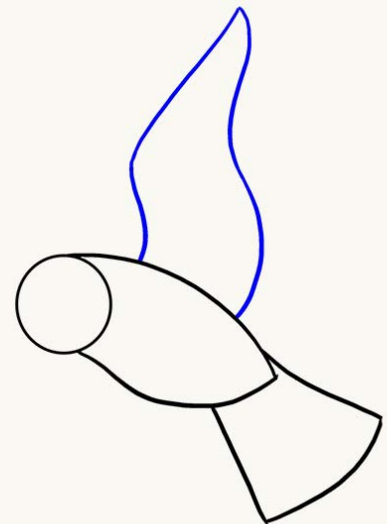
Begin by drawing a small circle. This will form the bird's head.



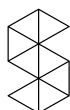
Next, draw the bird's body



Draw the tail shape



Draw a wing using two wavy lines that meet in a point



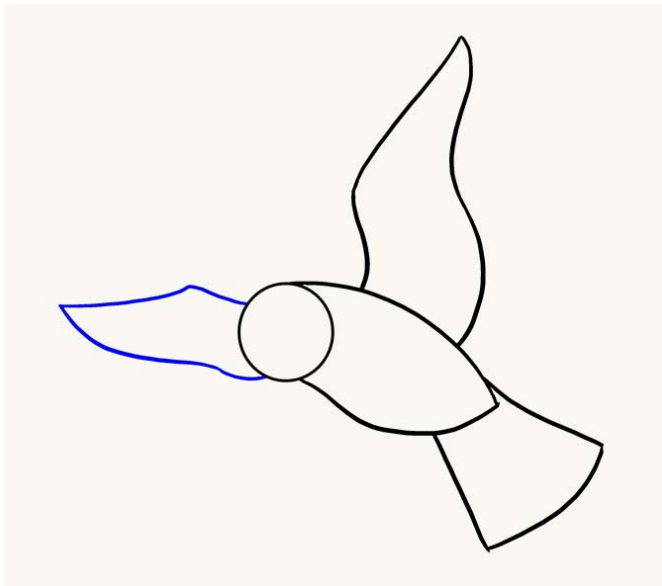
SUNDERLAND
CULTURE




University of
Sunderland



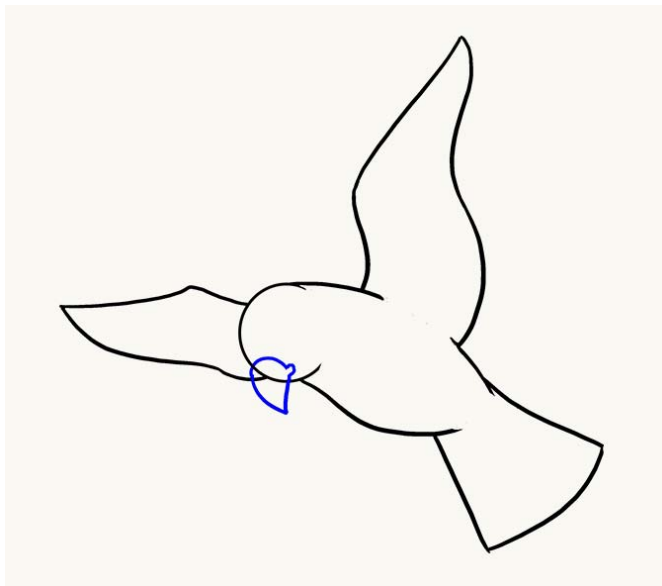
NO STRINGS: DAVID CHATT COLLECTING AND RECORDING




Draw two more curved lines that meet in a point. This will form the second wing.



Erase your guide lines from the head, base of the wing, and tail.

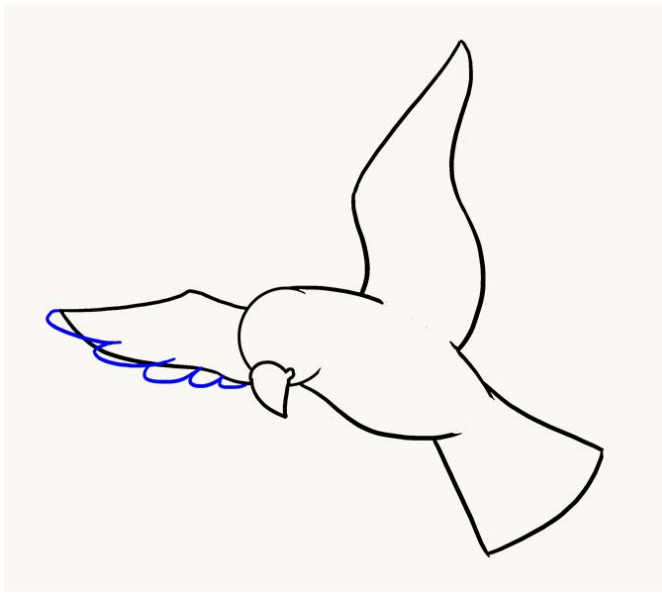


Draw the beak using a series of curved lines. The beak should form a point on its bottom side.




Erase the guide line of the circle from within the beak.

NO STRINGS: DAVID CHATT COLLECTING AND RECORDING




Add some feathers to the left wing by overlapping a series of connected, "U" shaped lines.



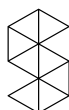
Erase the guide lines from the wing.



Add feathers to the other wing.



Erase the guide line from the wing.



SUNDERLAND
CULTURE




University of
Sunderland




National
Glass
Centre


NO STRINGS: DAVID CHATT COLLECTING AND RECORDING




Add feathers to the tail by drawing a series of connected, "U" shaped lines along the tip of the tail.



Erase the guide line from the tail.

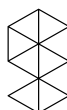


Add the detail of feathers to the bird. Draw a series of "U" shaped lines within each wing, body and tail.



Draw a small circle in the middle of the head to form the eye, and a dot within the beak to form the nostril.

Bird drawings from easydrawingguides.com



SUNDERLAND
CULTURE



University of
Sunderland



National
Glass
Centre

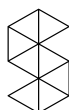
NO STRINGS: DAVID CHATT COLLECTING AND RECORDING

Word Hunt

We have created a wordsearch using words connected to David's work. There are 17 to find in total. The go across, down, diagonal, and backwards! (The answers are on the last page)

ART
BEAD
BIRD
CHATT
CROW
DAVID
GIFT
GLASS
GRID
IDEAS
KINDNESS
NO
SHARING
STORY
STRINGS
SURPRISE
THREAD

H	O	I	D	E	A	S	L	C	D	A	N
G	Q	L	A	T	K	M	P	W	R	J	O
S	U	R	P	R	I	S	E	F	I	O	Z
B	Y	F	C	I	N	K	T	R	B	V	W
M	H	S	D	V	D	G	T	O	N	P	G
S	U	T	I	K	N	E	R	E	R	M	R
T	D	E	V	E	E	A	R	T	I	Y	I
R	G	L	A	S	S	I	D	R	T	L	D
I	C	L	D	S	S	H	A	R	I	N	G
N	P	O	A	L	C	M	E	T	E	Y	I
G	O	C	H	A	T	T	B	N	N	U	F
S	P	A	S	X	D	D	A	E	R	H	T



SUNDERLAND
CULTURE



University of
Sunderland



NO STRINGS: DAVID CHATT COLLECTING AND RECORDING

Word Hunt Answers

ART
BEAD
BIRD
CHATT
CROW
DAVID
GIFT
GLASS
GRID
IDEAS
KINDNESS
NO
SHARING
STORY
STRINGS
SURPRISE
THREAD

