



**SUNDERLAND  
CULTURE**



Lesson plan created by Tina Corri  
on behalf of Sunderland Culture

# Linking Bridges

Activity 1

Arts  
Centre  
Washington



Northern Gallery for  
Contemporary Art

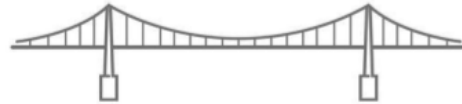


**SUNDERLAND**  
MUSEUM & WINTER GARDENS



How well do you know your bridge types?  
Perhaps you've never thought about  
it before, or maybe you are a budding  
engineer in the making! Can you link the  
right word with the right design?

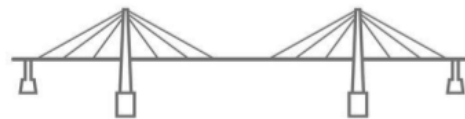
**Arch**



**Beam**



**Suspension**



**Cantilever**



**Cable-stayed**



**Tied-arch**



**Truss**



**Through arch**



**How did you get on?** See the correct links below, by matching up the shapes and words with the same colours.

**Arch**

**Beam**

**Suspension**

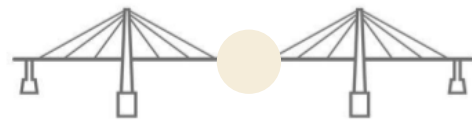
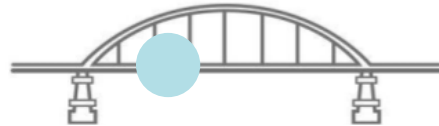
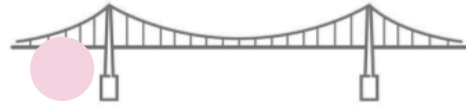
**Cantilever**


**Cable-stayed**

**Tied-arch**

**Truss**

**Through arch**





Want to know more about the artist that designed this resource? Contact us and we'll happily introduce you!

[www.sunderlandculture.org.uk](http://www.sunderlandculture.org.uk)

[info@sunderlandculture.org.uk](mailto:info@sunderlandculture.org.uk)

 @sunderlandculture

 @SundCulture

 @sunderlandculture

